


STATS entertainment

Simon Moran takes a not entirely scientific look at what the future holds for the nation

With the new year, century, millennium and whatever else all well underway, eyes can now be focused firmly on the future. Whether the portents look favourable for you or otherwise, the next ten years are sure to bring changes both significant and laughable. Grabbing a pile of numbers from an even larger one, the following predictions are based on decidedly dodgy maths and will certainly not appear anywhere else. Looking at statistics from the 1990s, the percentage changes within that period have been replicated at an equivalent percentage change per year or decade. Figures have been taken to either their logical conclusion, or the resultant figure for the year 2099. Confused? So are we.

In the year 2099, the population of Japan will have fallen to 82,414,135*



EDDIE MANNING

CRIME

NUMBER OF CRIMES REPORTED TO THE POLICE

1990 1,636,628
1999 2,165,626

A 32.32% rise. In the year 2099, 46,582,083 crimes will be reported, affecting 56.52% of the population.

NUMBER OF MURDERS REPORTED

1990 1,238
1999 1,265

A rise of 2.18%. 1,607 people, 0.002% of the population, will be murdered in 2099.

ROBBERIES

1990 1,653
1999 4,237

A 256.32% increase. 99,922,191 robberies, 1.21 per person, will occur in 2099.

VIOLENT OFFENCES

1990 37,899
1999 43,822

A 15.63% rise. 217,306 violent offences will affect 0.26% of the population in 2099.

MORAL OFFENCES (GAMBLING, INDECENT ACTS, ETC...)

1990 5,824
1999 7,448

27.9% up. There will be 110,710 in 2099.

DRUG ABUSE VIOLATIONS

1990 16,788
1999 19,651

17.05% up. 111,425 people will be caught violating the drug laws in 2099.

ARRESTS OF GANG MEMBERS

1990 17,028
1999 10,584

37.84% down. This will fall to 45 arrests in 2099 and to 0 in 2169.

WOMEN

WOMEN'S AGE (YEARS) AT:

	First Marriage	First Birth
1990	25.9	27.0
1999	26.8	27.9
2099	39.1	40.1

ABORTIONS

1990 456,797
1999 337,314

26.16% down. 10,884 by 2099, 0 by the year 2379.

HOURLY EARNINGS OF FEMALE PART-TIME WORKERS IN SERVICE INDUSTRIES

1990 ¥808
 1999 ¥994
 2000 23% up, rising to ¥9,694 by 2099.

WOMEN IN THE NATIONAL DIET

Feb 1990 45
 Mar 1999 68
 51.1% up. There will be an all-female Diet by the year 2043.

HOUSEWORK SHARING – MINUTES PERFORMED BY MEN DAILY

1986 6
 1996 10
 A 67% increase, but women will have to wait until 2046 until men do all the housework, expected to be a total of 244 minutes in double income households.

LIFE, LOVE & DEATH

LIFE EXPECTANCY (YEARS)

	Men	Women
1990	75.92	81.90
1999	77.10	83.99
2099	91.49	111.08

Women will reach an age of 200 in the year 2349, men in 2649.

DIVORCE

	Number	Rate
1990	157,608	0.128
1999	250,538	0.20

The number of divorces will reach 38,656,586 in 2099, involving 93.81% of the population.


TRAFFIC ACCIDENT DEATHS

1990 11,227
 1999 9,006
 A 19.78% drop. Only 752 people will die horribly on the roads in 2099 and 0 by 2369.

HEALTH & WEALTH

CONSUMPTION OF ALCOHOL – LITRES PER PERSON, PER YEAR

1990 100.1
 1999 100.7
 We will be consuming 0.58 more litres of alcohol per month in 2101.



PERCENTAGE OF SMOKERS

1990 36.7
 1999 33.6
 Will drop to less than 1% in the year 2356.

MONTHLY HOUSEHOLD INCOME

1990 ¥521,757
 1999 ¥574,676
 Rising to ¥1,671,785 in 2099.

SAVINGS PER HOUSEHOLD

1990 ¥13,530,000
 1999 ¥17,377,000
 In 2099 each household will have ¥270,569,910 stashed under the futon.

HOUSEHOLDS WITH CARS

	%	Per Household
1990	79.5	1.12
1999	83.6	1.30

Rising to 100% in 2031, when there will be 6.96 cars per household.

HOUSEHOLDS WITH PERSONAL COMPUTERS

1990 11.5
 1999 38.6
 100% some time in 2004.

HOUSEHOLDS WITH VIDEO CAMERAS

1990 23.7%
 1999 37.9%
 100% in 2015.

PRICE OF HOUSES IN KEIHANSHIN

1993 ¥44,880,000
 2000 ¥37,250,000
 (Price of an individual house lot.) A drop of 17%. Houses to be given away in the Keihanshin area from the year 2658.

HOME & AWAY

NUMBER OF NON-JAPANESE RESIDENTS

1992 1,281,644
 1999 1,556,113
 Rising to 22,451,912 in 2099. Japanese residents will have been replaced by foreigners in mid-2142, assuming the population from 2099 remains unchanged.

NUMBER OF JAPANESE LIVING ABROAD

1990 620,174
 1999 795,852
 12,281,482 in 2099 and all Japanese to be living abroad by 2169.


WORK

PERCENTAGE OF UNEMPLOYMENT

1990 2.1
 1999 4.7
 Will reach 100% sometime in 2023

AVERAGE NUMBER OF HOLIDAYS PER YEAR PER WORKER

1990 101.8
 1999 113.2
 Everyone to enjoy 365 days holiday a year before the end of 2010. **KTO**



All statistics taken from the Japan Information Network, <http://jin.jcic.or.jp/stat>

*In January 1997, The National Institute of Population and Social Security Research <http://www.ipss.go.jp> estimated the population in 2050 to be 100,496,000. Applying a mean decrease of -0.404%, taken from the % changes given for the years 1995 to 2050, arrives at a figure of 82,414,135 for 2099.